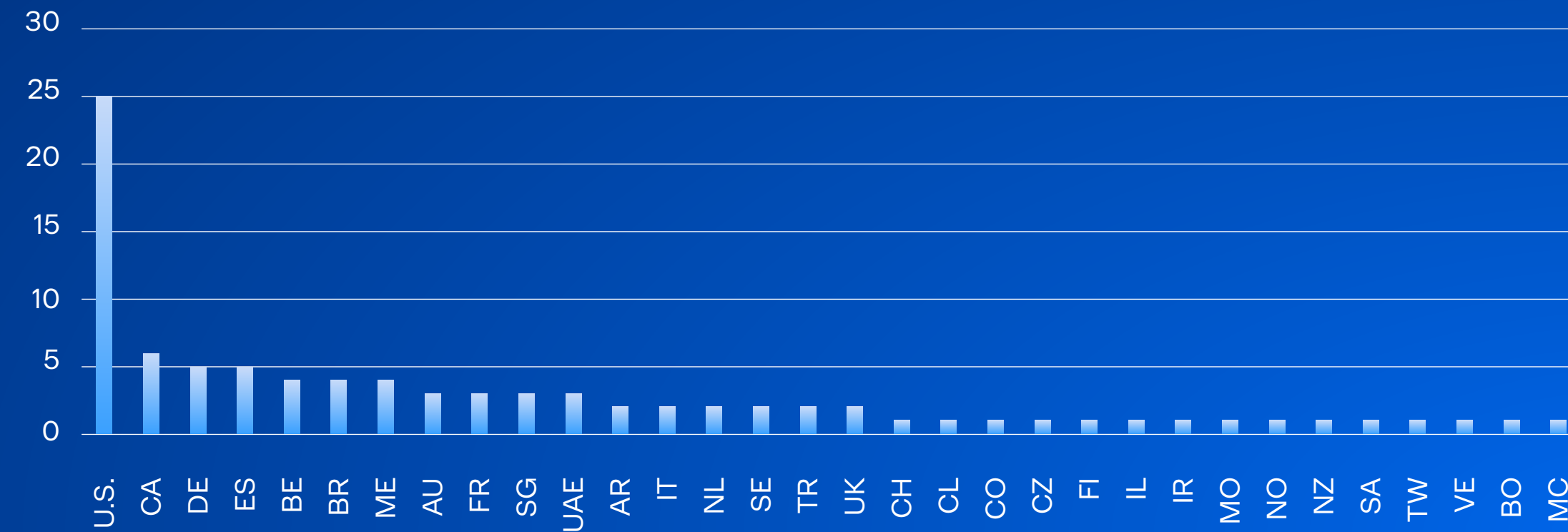
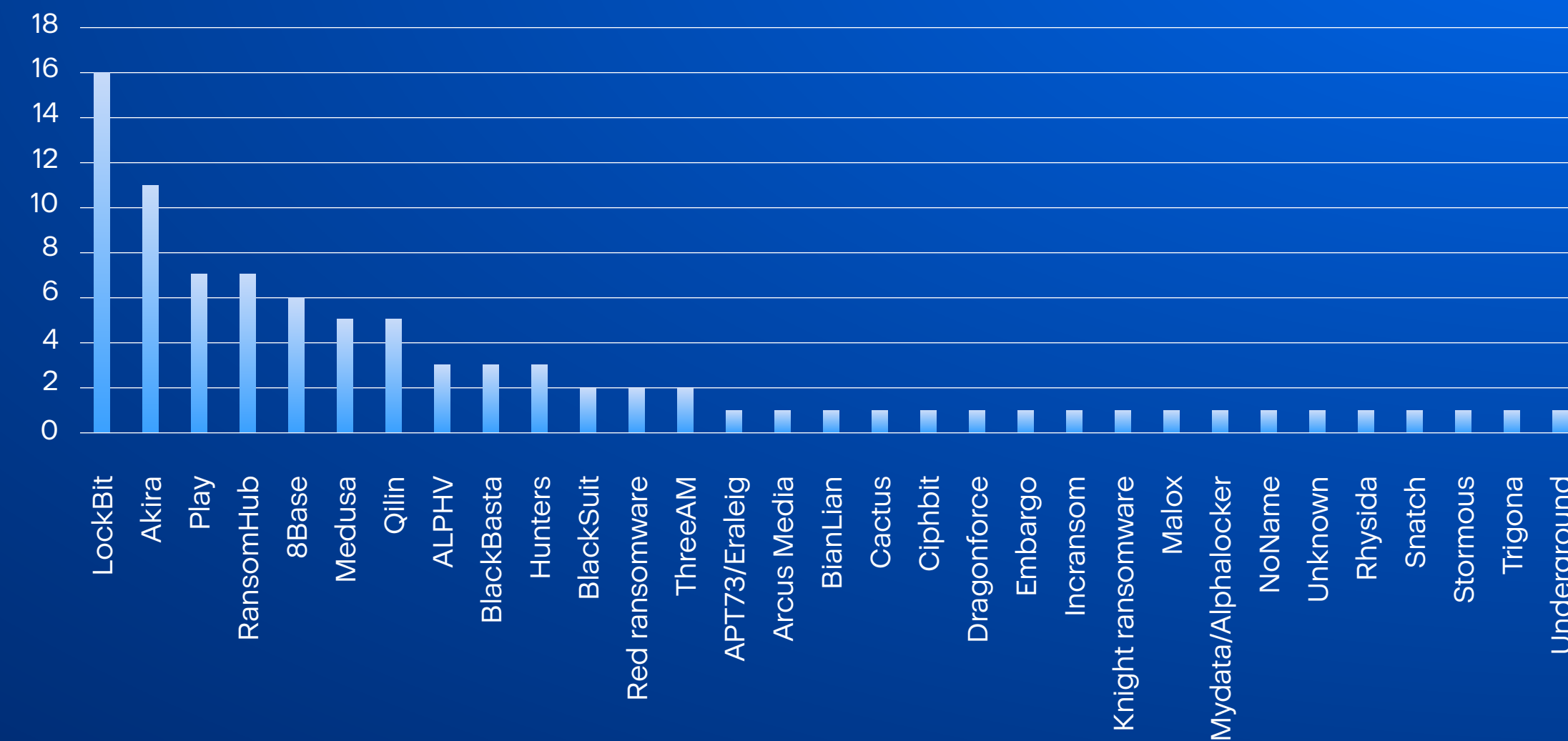


## MSP cases

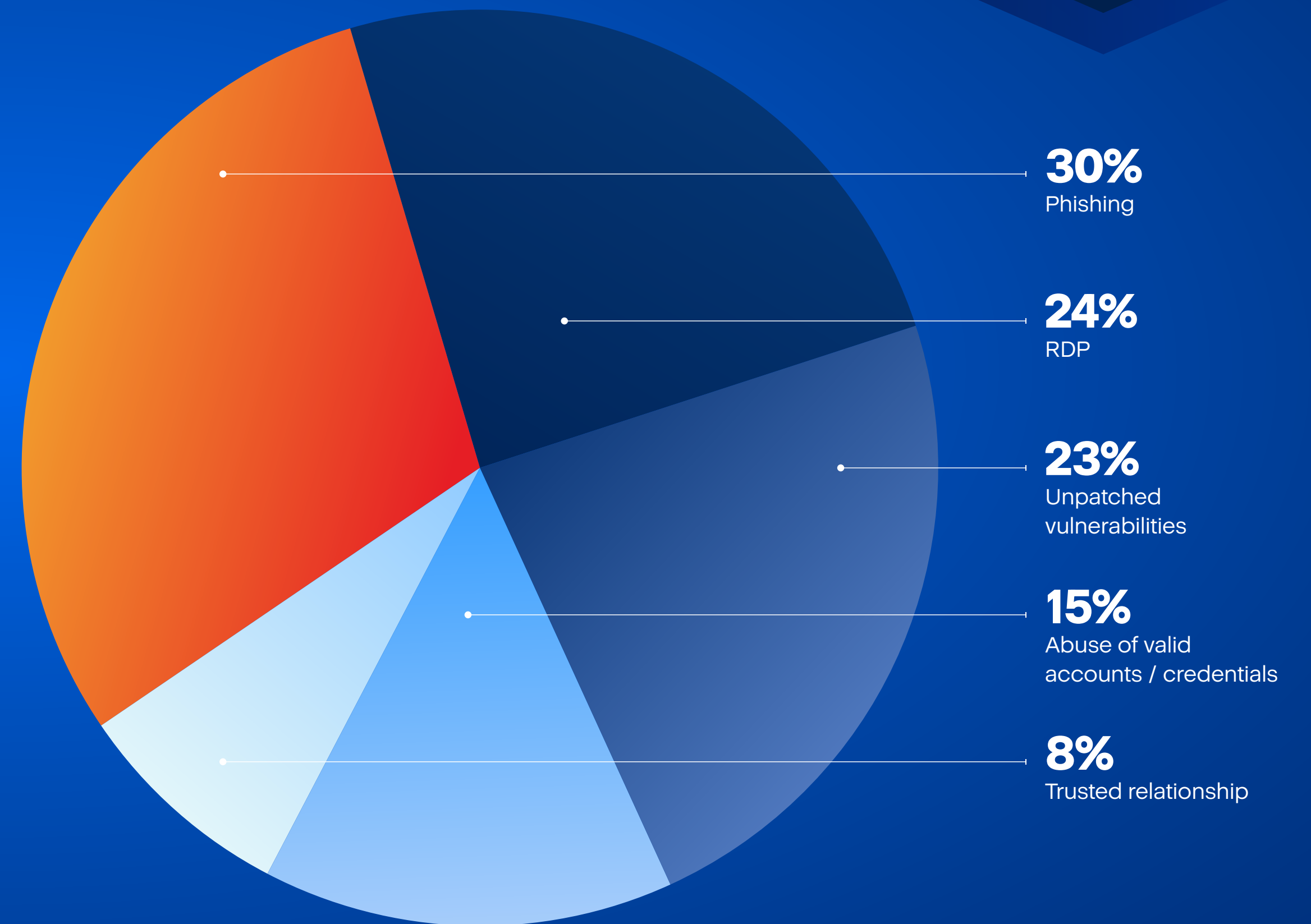
### Total number of MSP victims by country



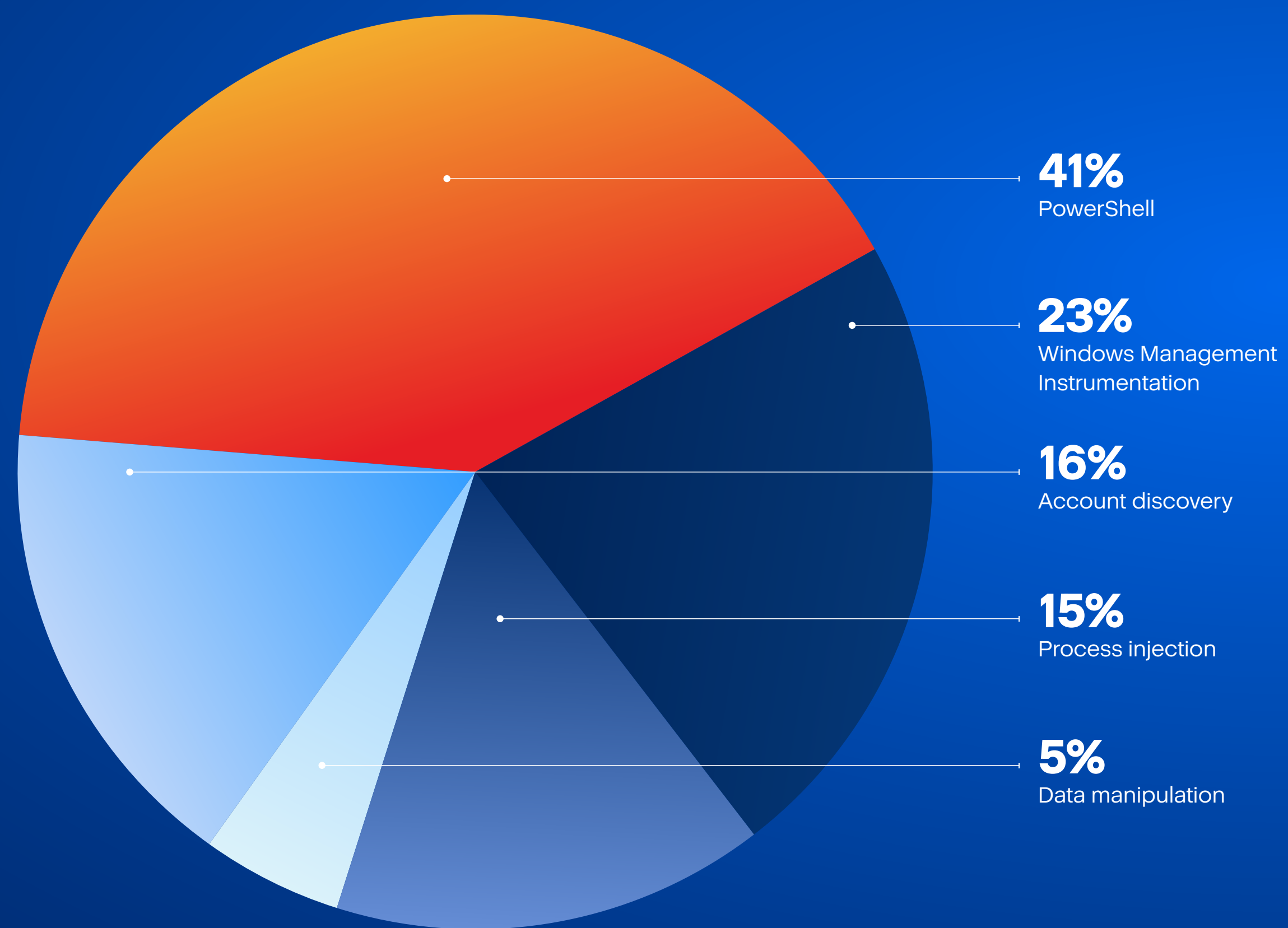
### Total number of ransomware attacks by group



### Attacks on MSPs



# Top 5 most frequently seen MITRE ATT&CK® techniques, Q1 2024

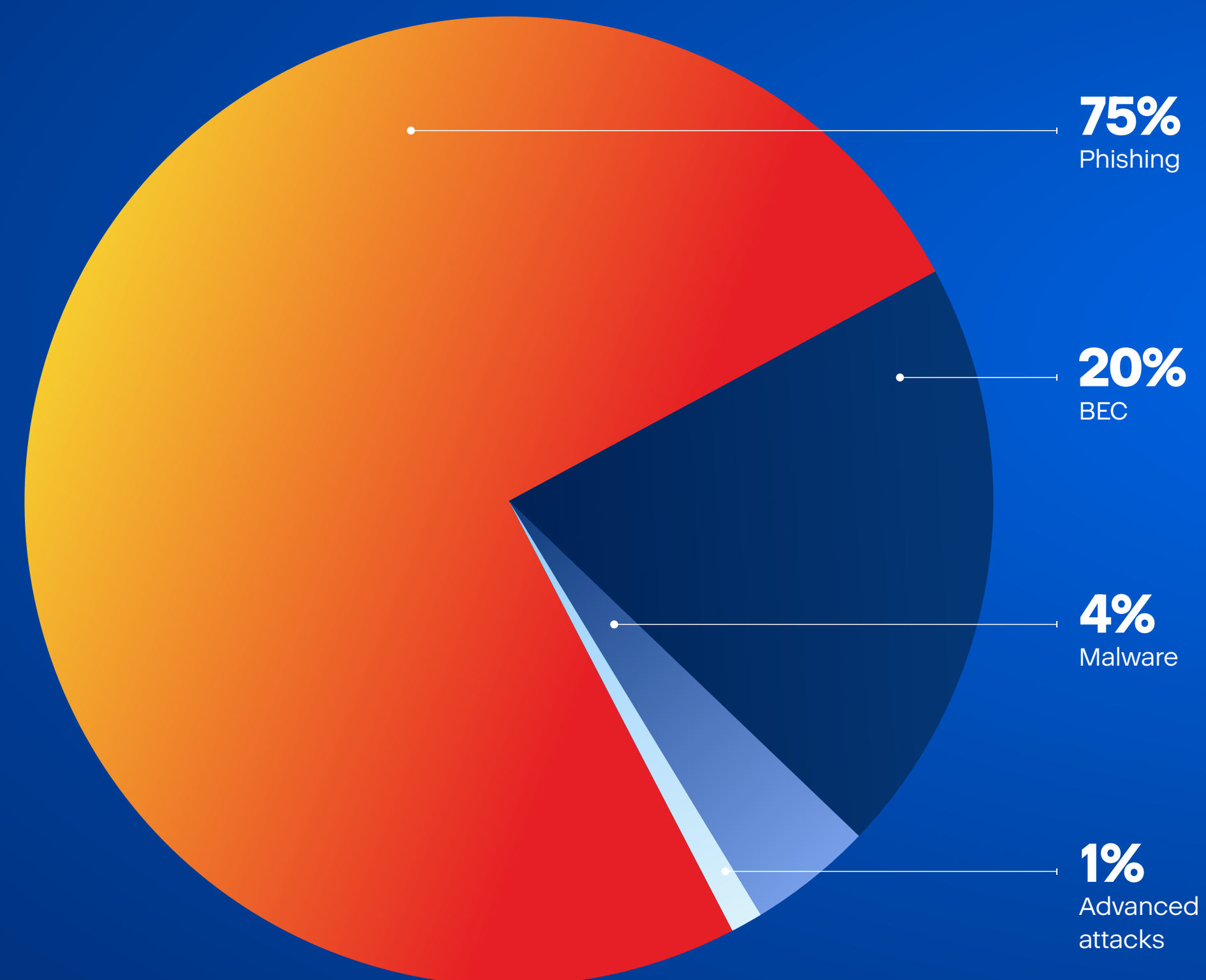


# Phishing

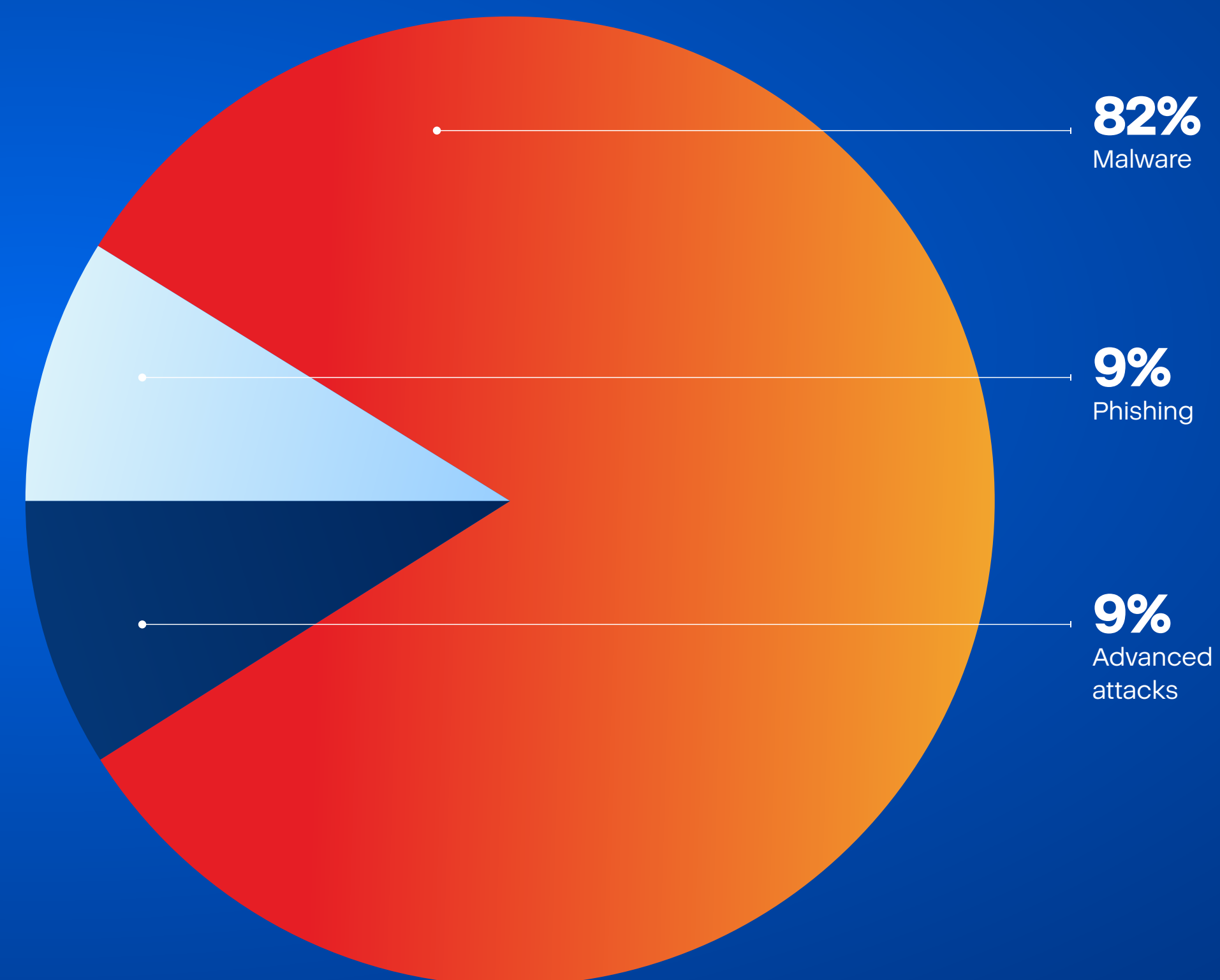
Acronis

Cyberthreats  
Report H1  
2024

## Top email threats



## Top threats to collaboration tools



# Malware detections by country

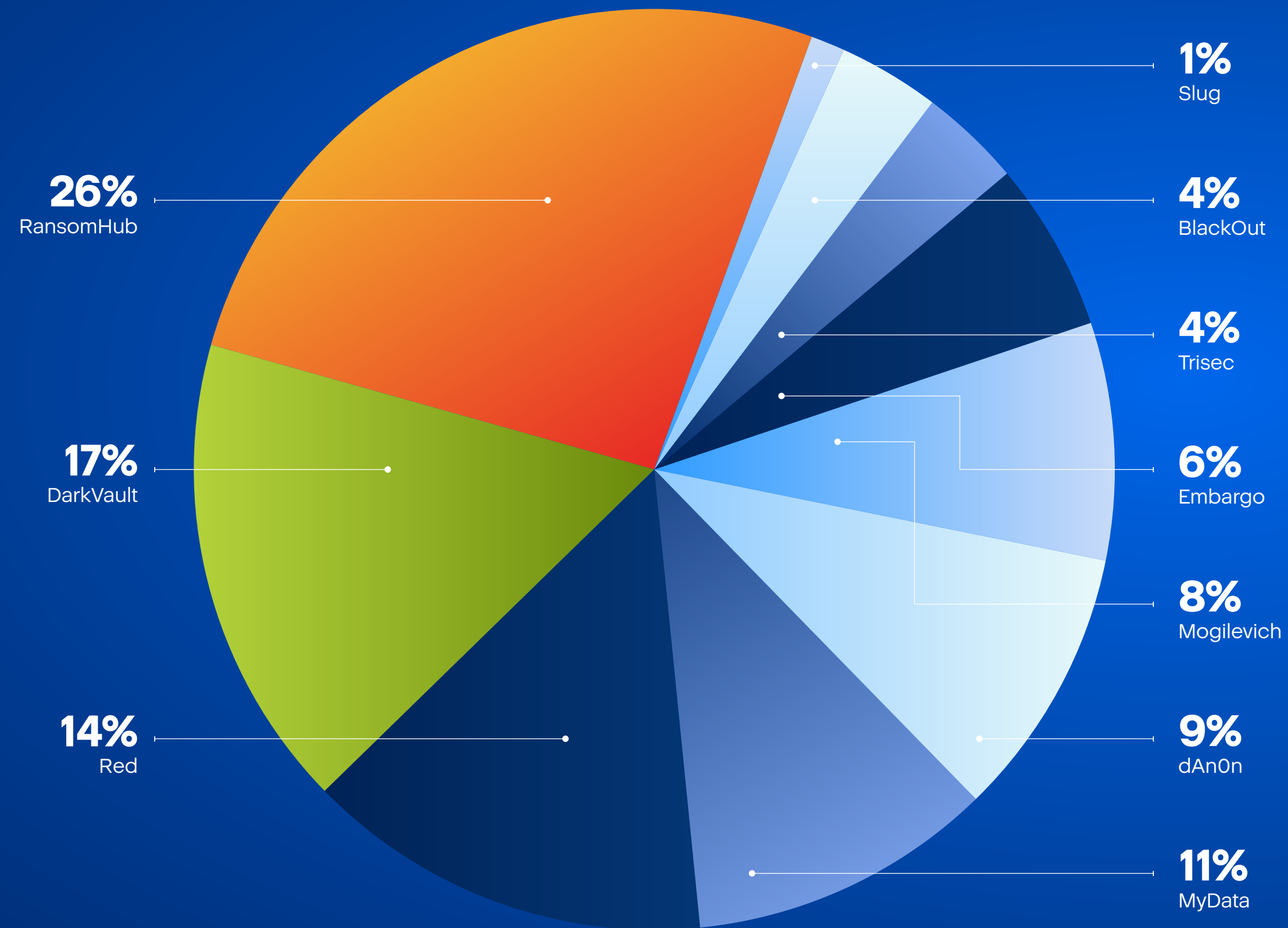
## Monthly percentage of global malware detections by country

Month	Jan-24	Feb-24	Mar-24	Apr-24	May-24
Australia	1.9%	2.1%	1.6%	1.7%	1.7%
Brazil	10.5%	12.5%	10.6%	10.1%	10.7%
Canada	4.8%	5.5%	3.9%	4.2%	3.9%
France	3.6%	5.5%	4.1%	4.2%	3.9%
Germany	8.6%	9.9%	6.9%	6.5%	6.4%
Italy	5.6%	2.6%	6.3%	6.4%	6.9%
Japan	2.4%	7.5%	2%	2%	2%
Netherlands	1.2%	1.4%	1.1%	1.1%	1%
Singapore	5.5%	4.2%	2.8%	3.7%	3%
South Africa	1.2%	5%	1.6%	1.7%	1.7%
Spain	2.9%	4.1%	3.2%	3.2%	3.5%
Switzerland	3.6%	1.1%	3.5%	3%	2.9%
United Arab Emirates	0.8%	1.9%	0.9%	0.8%	1%
United Kingdom	4.3%	6.1%	4.7%	4.5%	4.6%
United States	16.3%	28.2%	21.4%	21%	19.2%

## Normalized malware detections in focus countries

Month	Jan-24	Feb-24	Mar-24	Apr-24	May-24
Australia	17.1%	16.4%	20.4%	23.4%	20.1%
Brazil	22.6%	23.3%	31.1%	31.7%	28%
Canada	8.2%	9.2%	11.2%	14.4%	12.1%
France	14.4%	19.4%	24%	26.7%	20.4%
Germany	20.2%	21.7%	25.6%	27.5%	23.7%
Italy	18.2%	13.2%	27.9%	30.1%	26.8%
Japan	14%	20.9%	15.7%	16.7%	14.1%
Netherlands	18.4%	20.4%	25.9%	26.1%	21.9%
Singapore	43.9%	38%	29.6%	41.7%	29%
South Africa	14.2%	33%	25.9%	27.9%	23%
Spain	32.2%	16.6%	40.5%	37.5%	31.2%
Switzerland	17.3%	22.5%	24%	24.8%	20.4%
United Arab Emirates	17.6%	18.8%	29.1%	29.3%	29.3%
United Kingdom	13.8%	17.5%	20%	19.5%	16.5%
United States	16%	24.9%	30.9%	33.7%	26.8%

# New ransomware groups, Q1 2024

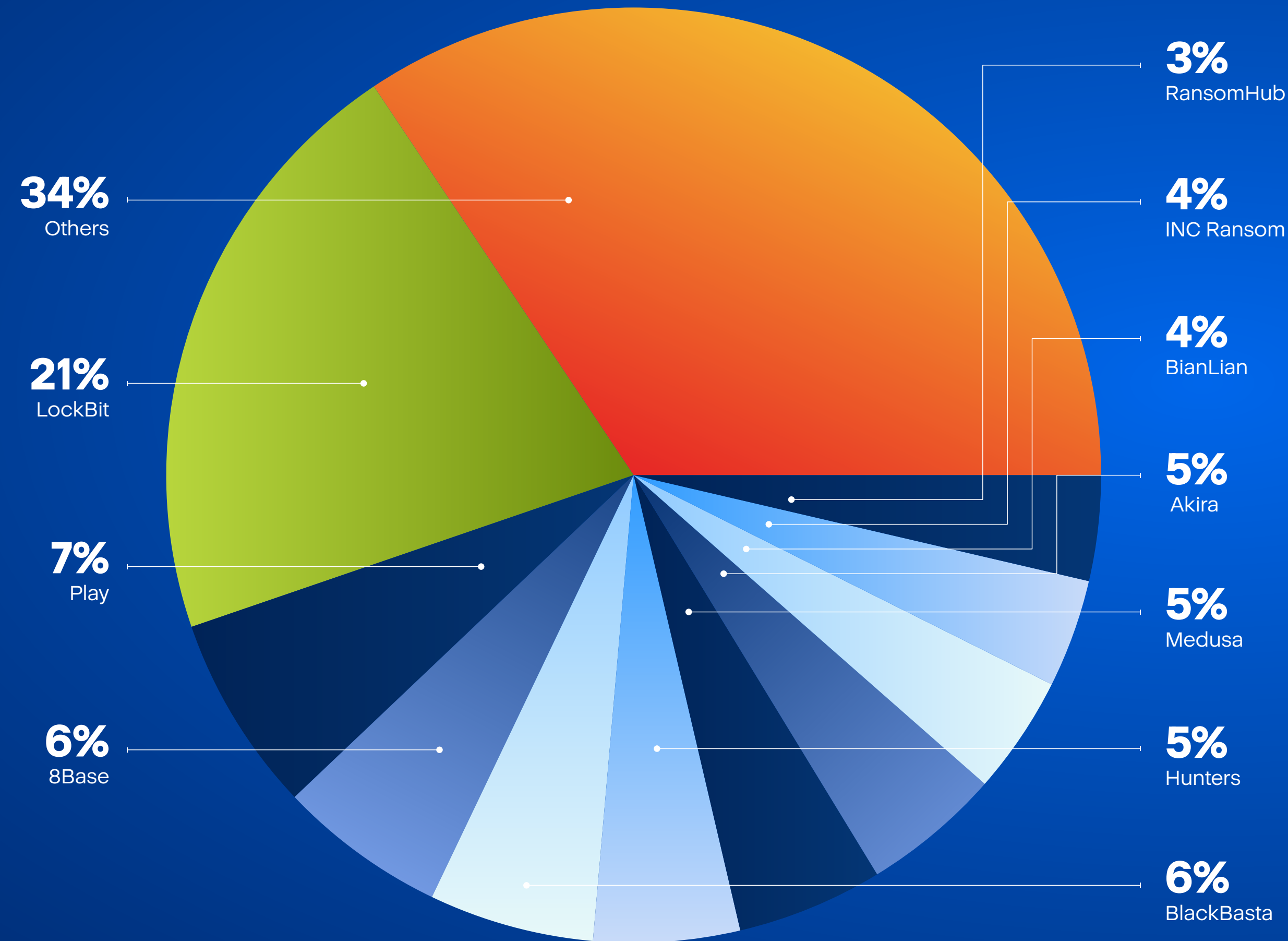


# Percentage of clients with blocked malware

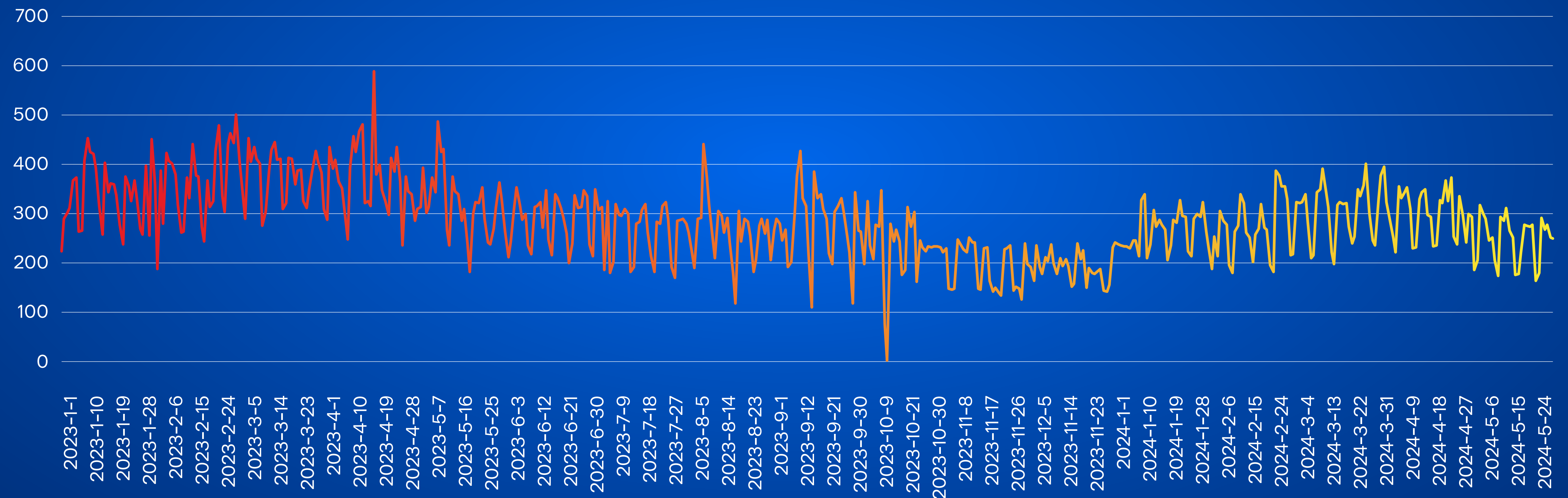
Month	Percentage of clients with blocked malware
January	17.9%
February	20.8%
March	26%
April	28%
May	23.8%



# Ransomware group activity Q1 2024



# Daily ransomware detections 2023–2024

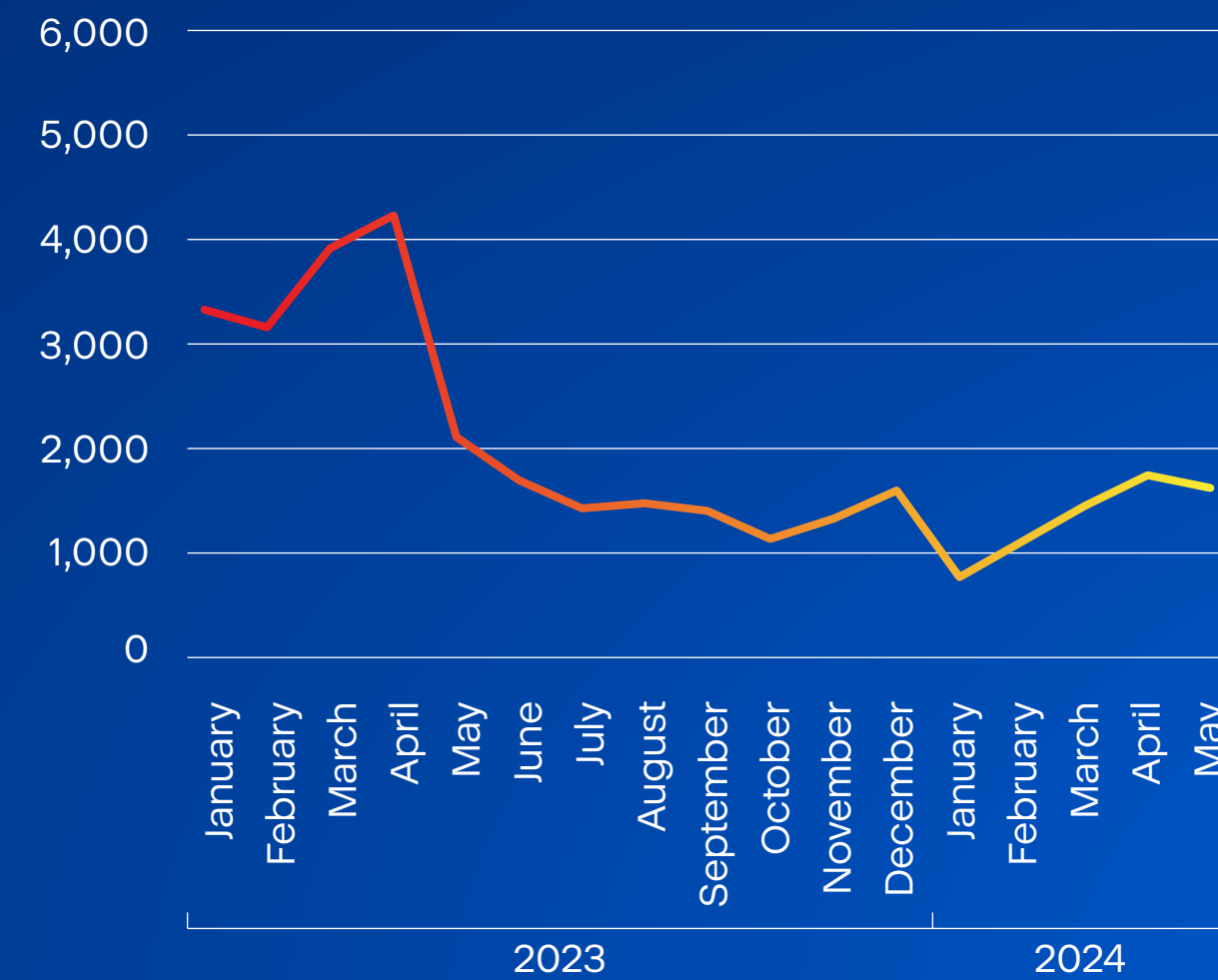




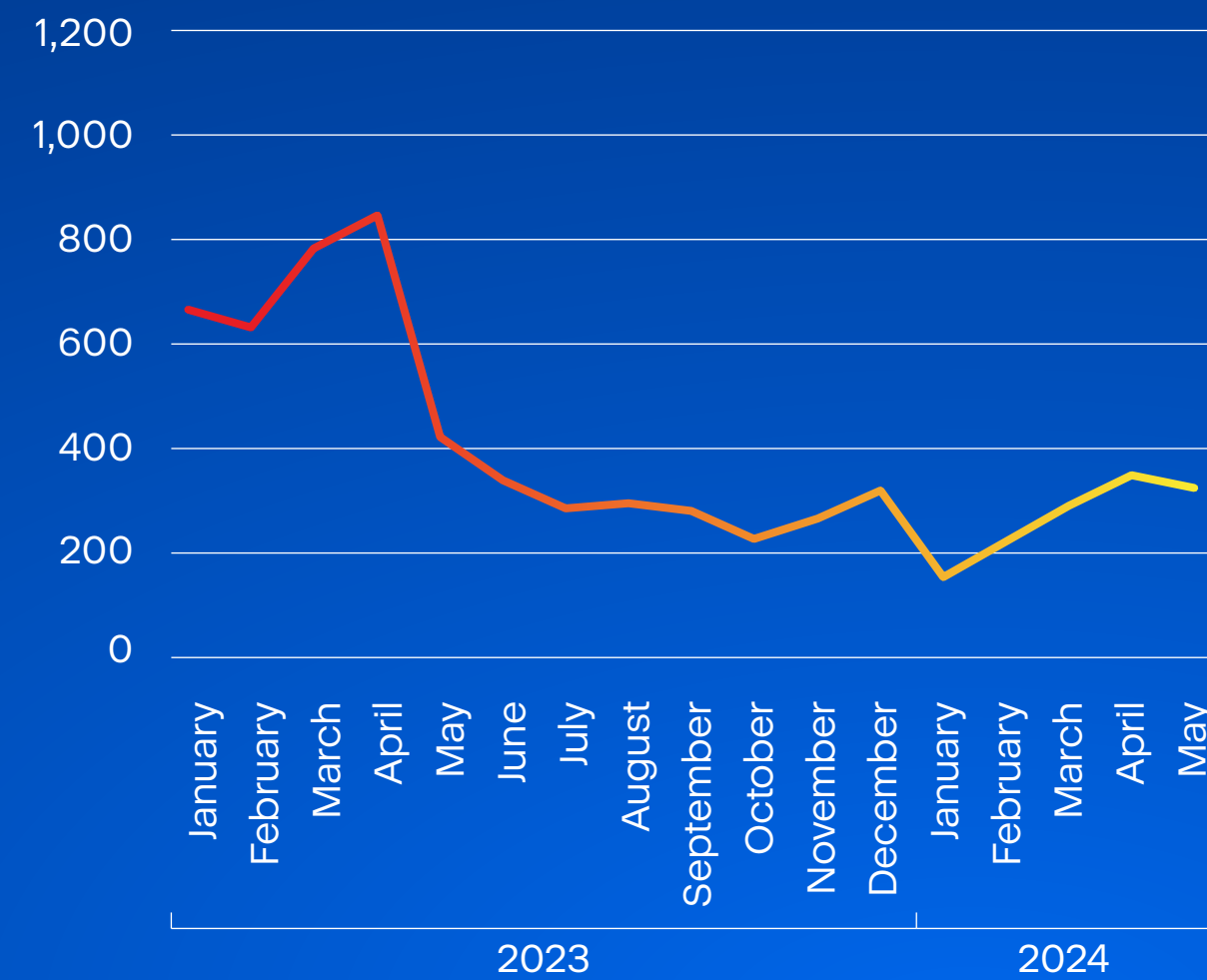
# Normalized ransomware detections by focus countries

Country	Q1 2024	April 2024	May 2024
Australia	2.6%	1.1%	0.7%
Canada	5.5%	2%	1.7%
France	4.1%	1.6%	1.3%
Germany	13.4%	5.4%	4.5%
Italy	1.9%	0.8%	0.5%
Japan	16.5%	5.6%	4.5%
Netherlands	4.3%	1.8%	1.5%
Spain	4.5%	1.1%	0.9%
United Kingdom	2.5%	0.9%	0.6%
United States	5.4%	1.7%	1.7%

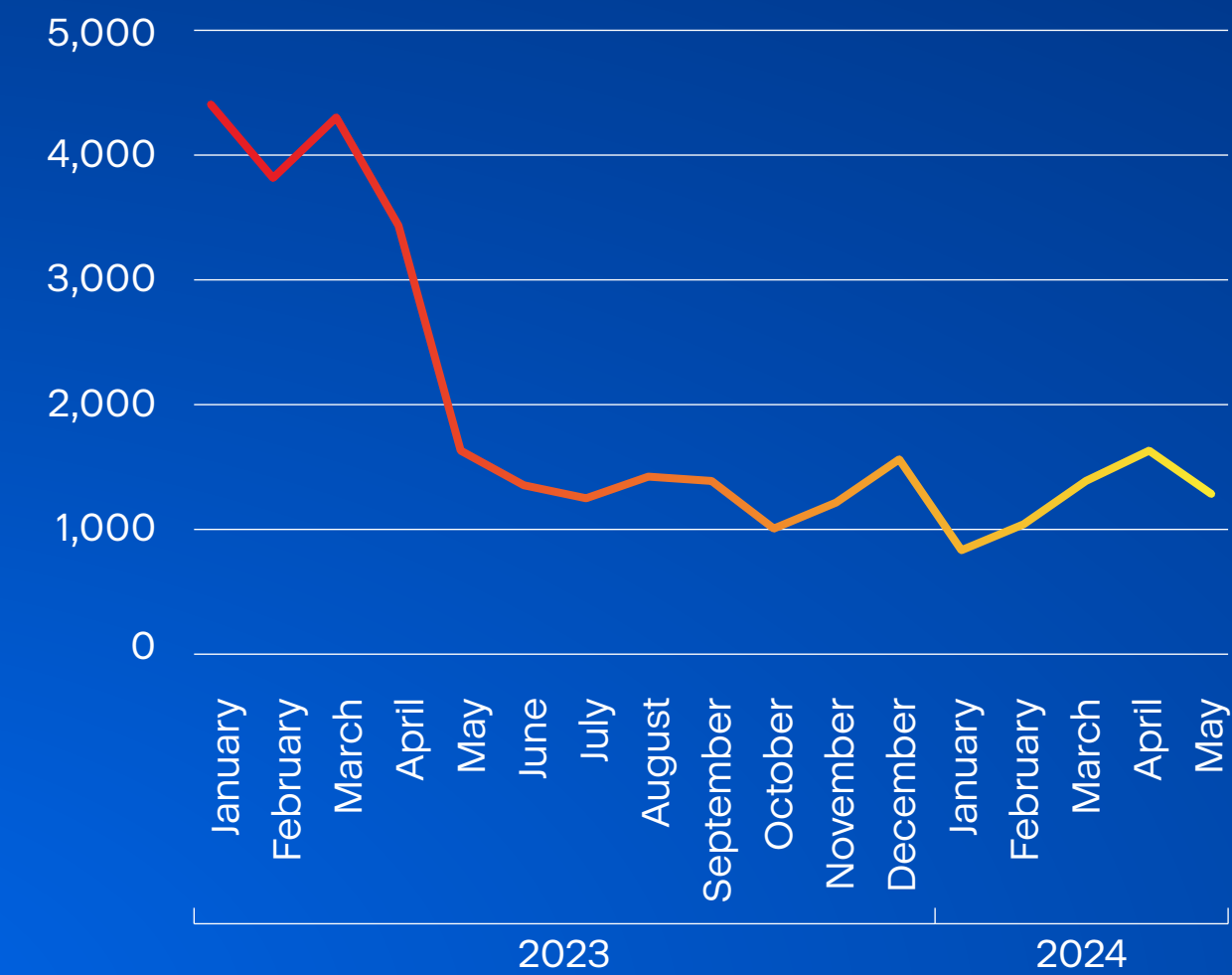
## U.S. ransomware detections



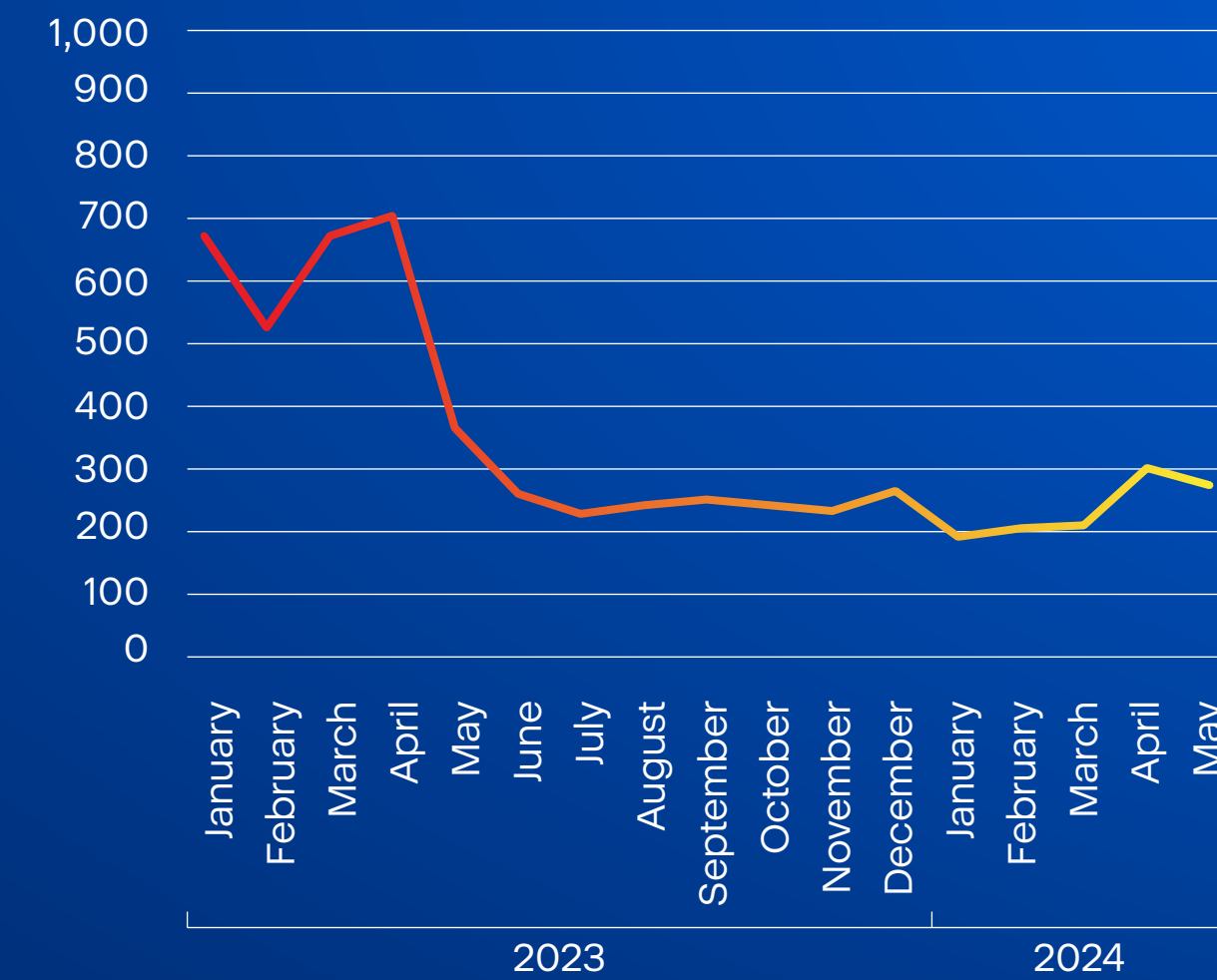
## U.K. ransomware detections



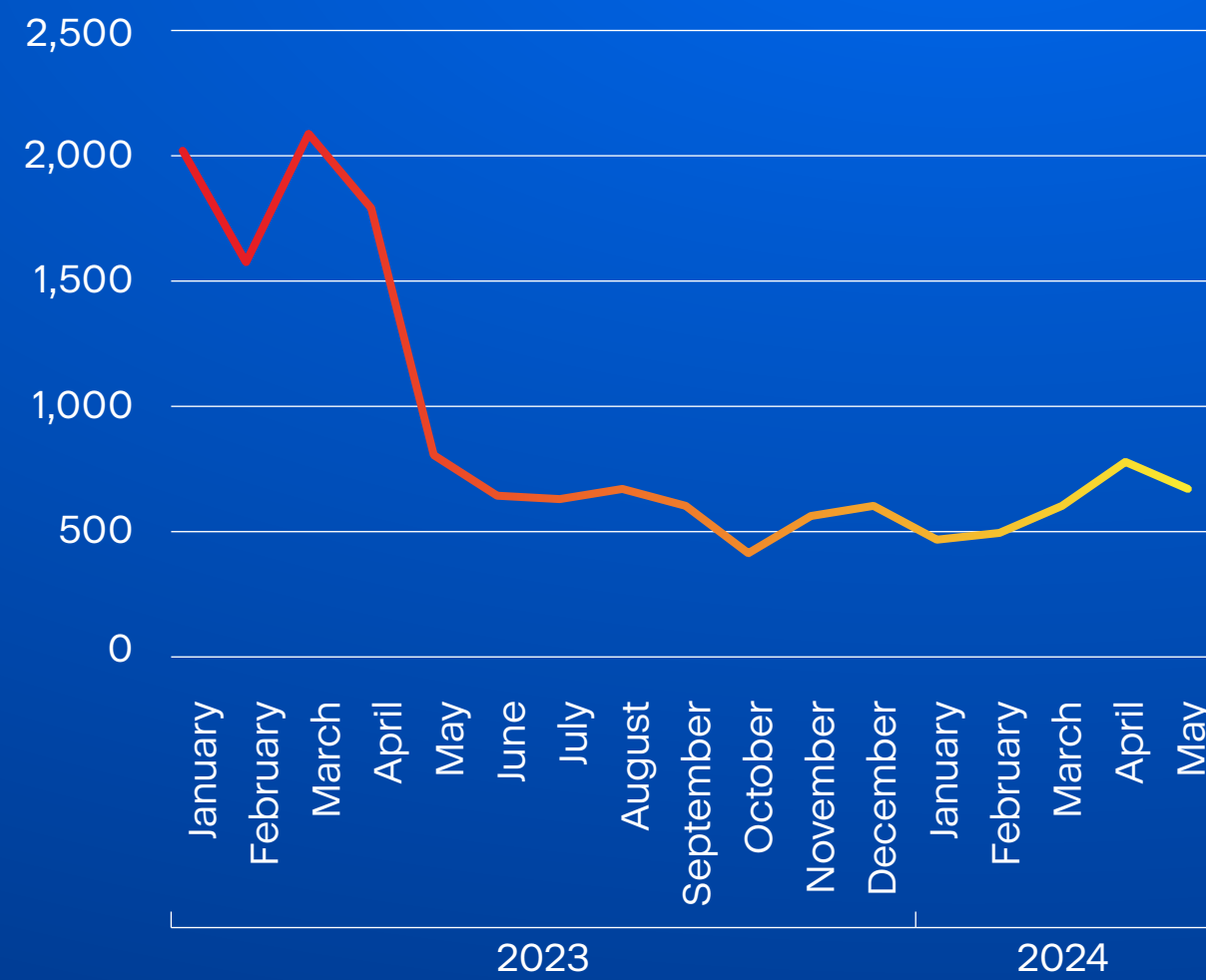
## Germany ransomware detections



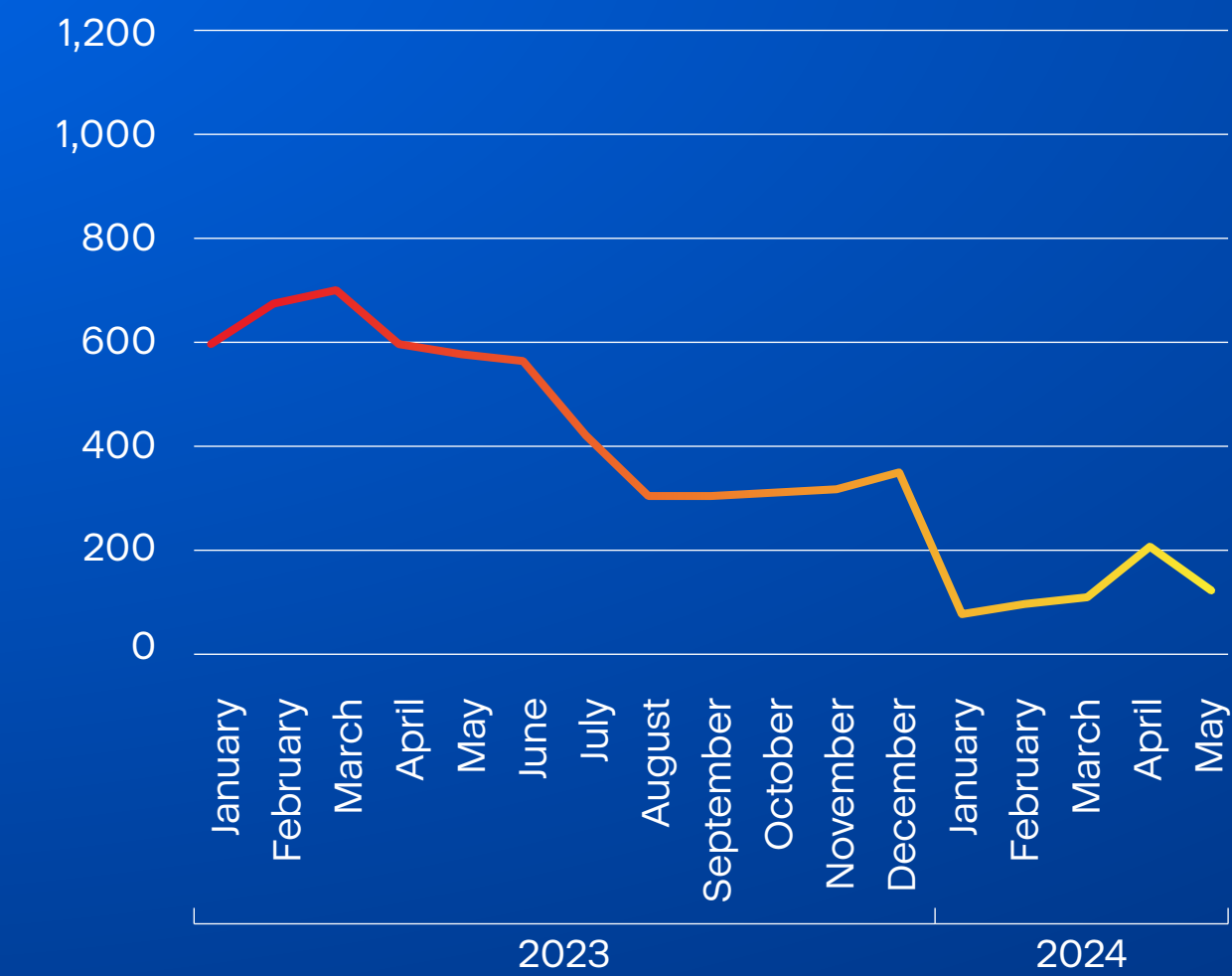
## France ransomware detections



## Japan ransomware detections



## Italy ransomware detections




# Malicious URLs, H1 2024

Acronis

Cyberthreats  
Report H1  
2024

Month	Blocked URLs
January	10,258,621
February	8,432,586
March	9,303,641
April	11,526,276
May	13,406,456

Month	Percentage of users that clicked on malicious URLs
January	17.3%
February	17.7%
March	17.5%
April	17.5%
May	17.1%



# Telemetry data in focus countries

## Ransomware

Month	Jan	Feb	Mar	Apr	May
Australia	0.8%	1%	0.8%	1.1%	0.7%
Brazil	N/A	0.1%	0.1%	0.1%	0.1%
Canada	1.4%	2.1%	1.9%	2%	1.7%
France	1.4%	1.4%	1.4%	1.6%	1.3%
Germany	3.6%	4.6%	5.1%	5.4%	4.5%
Italy	0.5%	0.7%	0.6%	0.8%	0.5%
Japan	5.4%	5.5%	5.6%	5.6%	4.5%
Netherlands	1.1%	1.6%	1.6%	1.8%	1.5%
Singapore	N/A	0.1%	0.1%	0.1%	0.1%
South Africa	N/A	0.3%	0.2%	0.4%	0.2%
Spain	1.6%	1.5%	1.3%	1.1%	0.9%
Switzerland	0.9%	1%	1%	1.1%	1.1%
United Arab Emirates	N/A	0.7%	0.3%	0.5%	0.4%
United Kingdom	0.7%	1%	0.9%	0.9%	0.6%
United States	1.4%	1.9%	2.1%	1.7%	1.7%

## Malware

Month	Jan	Feb	Mar	Apr	May
Australia	17.1%	16.4%	20.4%	23.4%	20.1%
Brazil	22.6%	23.3%	31.1%	31.7%	28%
Canada	8.2%	9.2%	11.2%	14.4%	12.1%
France	14.4%	19.4%	24%	26.7%	20.4%
Germany	20.2%	21.7%	25.6%	27.5%	23.7%
Italy	18.2%	20.9%	27.9%	30.1%	26.8%
Japan	14.0%	13.2%	15.7%	16.7%	14.1%
Netherlands	18.4%	20.4%	25.9%	26.1%	21.9%
Singapore	43.9%	33%	29.6%	41.7%	29%
South Africa	14.2%	18.8%	25.9%	27.9%	23%
Spain	32.2%	38%	40.5%	37.5%	31.2%
Switzerland	17.3%	16.6%	24%	24.8%	20.4%
United Arab Emirates	17.6%	22.5%	29.1%	29.3%	29.3%
United Kingdom	13.8%	17.5%	20%	19.5%	16.5%
United States	16%	24.9%	30.9%	33.7%	26.8%

## URLs

Month	Jan	Feb	Mar	Apr	May
Australia	14.4%	15.9%	15.2%	14.5%	15.1%
Brazil	20.9%	21%	21.1%	21.8%	20.5%
Canada	5.4%	5.9%	6.1%	6%	6%
France	19%	19%	21%	21.5%	19.2%
Germany	17.3%	16.3%	16.2%	16.3%	16.1%
Italy	15.8%	15.8%	15.1%	14%	15.5%
Japan	20.1%	20.2%	18.2%	17.7%	18.2%
Netherlands	17.1%	18.9%	18.8%	16.7%	16.2%
Singapore	18.9%	19.5%	16.9%	16.3%	15%
South Africa	17.2%	21.6%	21.9%	23.2%	22.4%
Spain	16.6%	17.6%	15.5%	14%	12.3%
Switzerland	11.6%	10.9%	11.9%	14.4%	14.9%
United Arab Emirates	22.3%	24.2%	25.5%	22.5%	20%
United Kingdom	14.9%	14.9%	12.2%	10.8%	9.6%
United States	20.1%	19.9%	19.7%	19.6%	18.7%